



ELEVATING CONSTRUCTION TOGETHER

Digital Board – September 29th 2021

AICON



BALLOON INC.



AICON

Your Construction Site at a Glance

Where we are...

AICON Inc.

Platform commercialized under own brand with focus on construction.

1

Raised funding

First investment round closed.

2

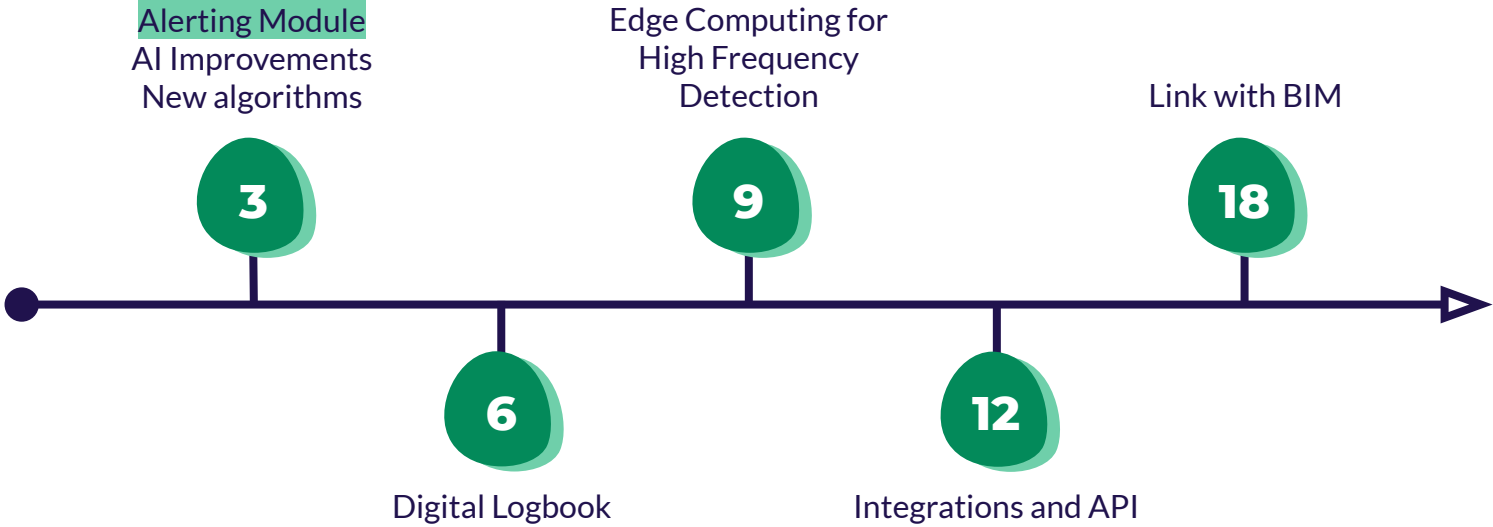
Roadmap

Development is being accelerated.

3



High level feature road map





Alerting Module

Not only for security

Also about events such as activities or costs-overruns

Control your notifications

Only alerts in ROI zone and for a specific time window

Choose how to be notified


Email, Whatsapp, SMS, MS Teams, Slack,...





ALERT TRIGGERED

BALLOON INC HQ
MOORSEL



A Person has been detected in the last 30 min.

Detection based on following chosen notification settings:


- **Project:** Balloon Inc HQ
- **Camera:** [aicha30](#).
- **Region of interest:** Werfzone

[See detection in AICON](#)

You are receiving this email alert because you registered with AICON and someone signed you up for alerts for this construction site. Use the unsubscribe button below to let us know if you no longer wish to receive notifications.

© AICON Inc. BV. All Rights Reserved.

[Privacy](#) [Unsubscribe](#)



A Person has been detected in the last 30 min.

Detection based on following chosen notification settings:

- **Project:** Balloon Inc HQ
- **Camera:** aicha30.
- **Region of interest:** Werfzone

[See detection in AICON](#)

Small improvements

UI/UX VIEW

Download Image (without detection)

Fullscreen Image View & Navigation (with detection)



GRANTS



IMEC.ICON

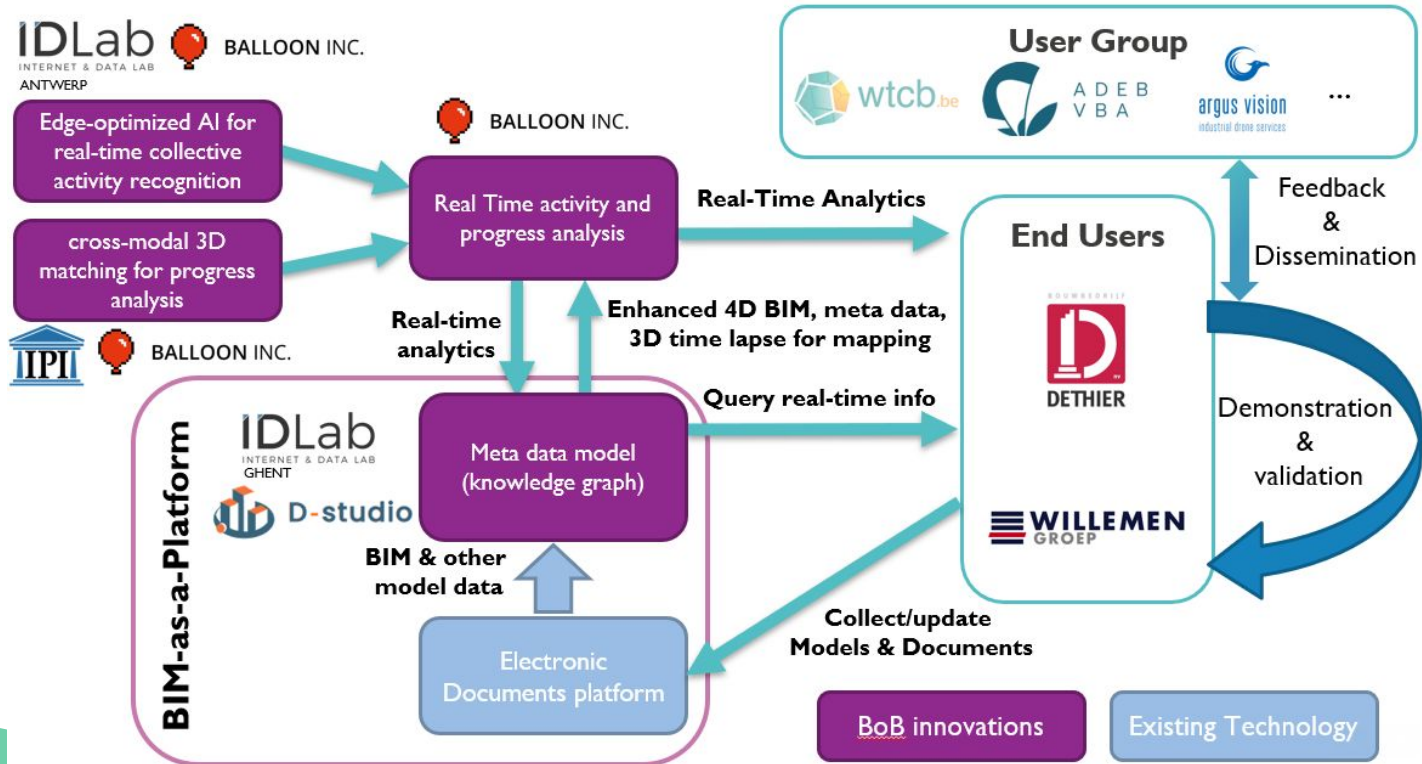
13/09 - Virtual defense
22/09 - Submitted rebuttal
19/11 - Communication of the decision



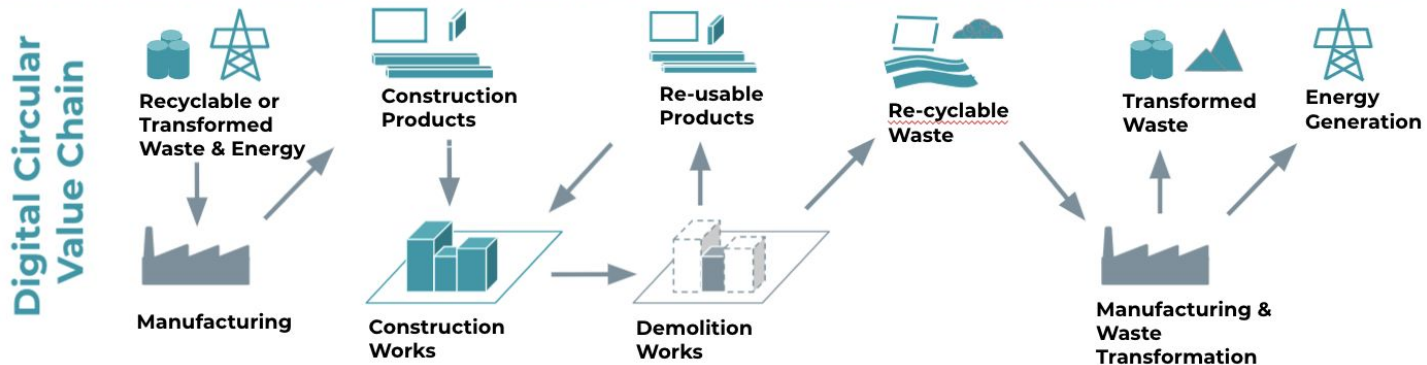
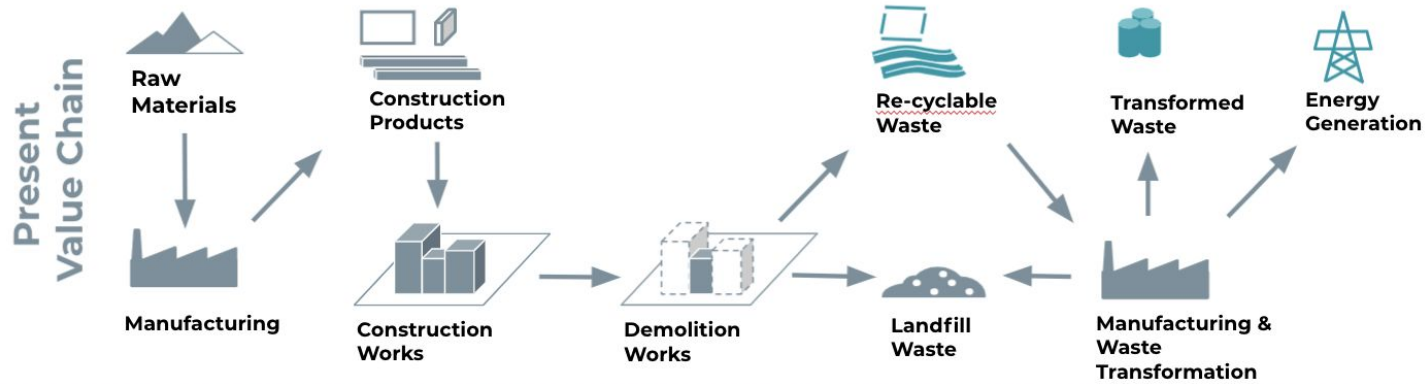
HORIZON2020

Call:
HORIZON-CL4-2021-TWIN-TRANSITION-01
23/09 - Proposal submitted

IMEC.ICON - BoB

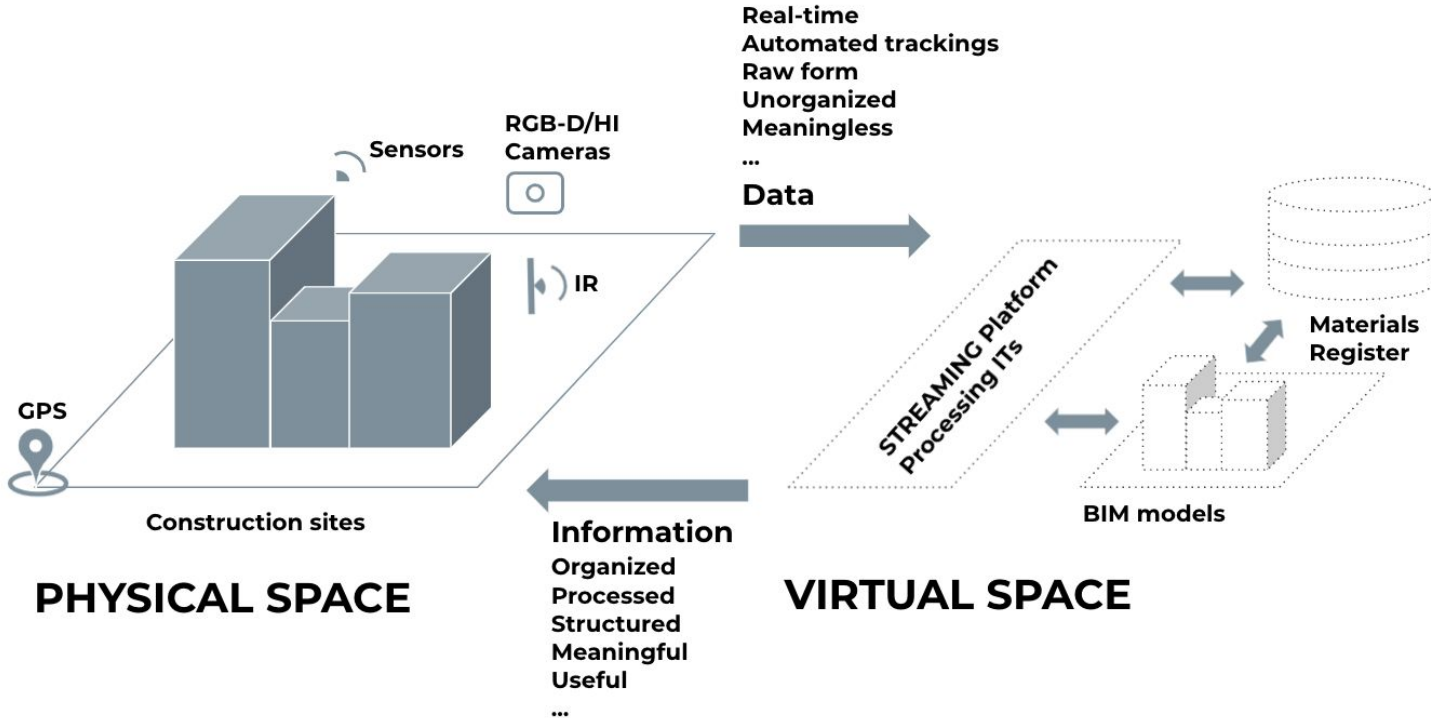


Horizon 2020 - STREAMING



Horizon 2020 - STREAMING

STREAMING Platform in the Circular Digital Twin System



Key focus of AICON

1.

EFFICIENCY

We measure performed hours of workers, equipment and more.

2.

SAFETY

Introduce a no-man zone during cautious manoeuvres. We detect if PBE is being worn.

3.

PROGRESS

See a live view of the progress of your site. Generate a real-time planning update.

4.

ALERTING

Send out warnings based on custom rules (detection/location).

5.

LOGGING

Keep track of your construction site events with a digital log book. (coming soon)

6.

TIMELAPSES

Create time lapses of the construction site.

AICON Journey in Numbers

568.000

Images

Processed on our ML platform

36

**Camera Boxes
in the Field**

14 construction sites

52

Active Users

Who are logging in at least bi-weekly

32.665

Lines of Code

Because it means something...

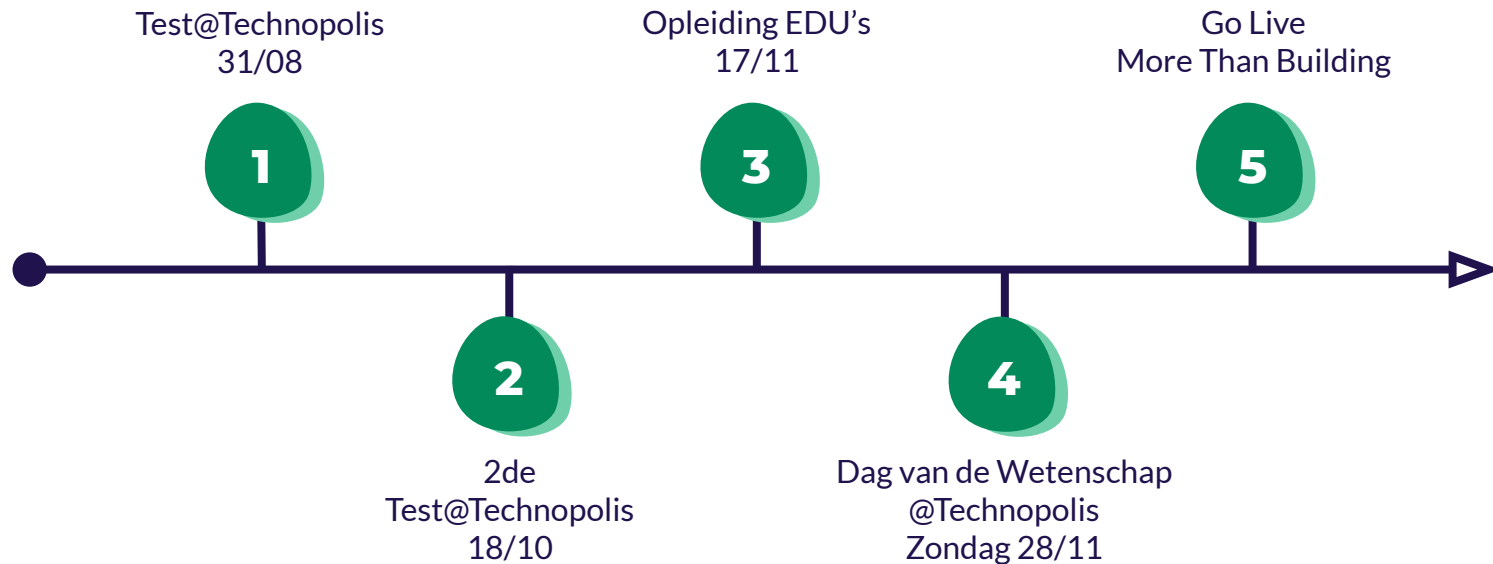


AICHA

The

Game

What's next?



Test @ Technopolis - 31/08



UI improvements

RECORDED

5.00 fps (0.84 fps processing) · 1920x1080

Build Progress Dashboard

Time
02:58

Building progress
42.0 %

Mat detected?
Yes

people
3

Remaining budget
\$36591
(Startbudget:\$50000)

Rules

Role	Travel Cost	Assigned zones	Wrong zone penalty	Present
ARCHITECT	\$30 per meter	Material zone	\$20 per second	<input type="checkbox"/>
TRANSPORTER	\$10 per meter	Material + transport zone	\$40 per second	<input type="checkbox"/>
BOUWER	\$20 per meter	Building zone	\$20 per second	<input type="checkbox"/>

Cost per role [USD]

Present: 5165 / \$6404 / \$840

Distance walked

Total: 112 meter (Architect) Total: 84 meter (Transporter) Total: 167 meter (Bouwer)

Count

PAUSE RESTART

UI improvements

The image displays a VR game interface with two main components: a live view of a construction site and a data dashboard.

Live View: Shows a virtual construction site with a grid floor. A player in a red suit is building a structure. A red robot is also present. Text overlays include "Zone: building", "Zone: building Architect", "182 cm", and "30 layers".

Data Dashboard: Titled "Team: Blokkenbouwers - Eindscore: 1907". It features a pie chart for "Kost per rol [EUR]" with segments for "€12867" and "€10000". A bar chart shows "Afstand afgelegd" with three bars: "Totaal: 221 meter", "Totaal: 691 meter", and "Totaal: 308 meter". A table lists "Toegekende zone" and "Boete verkeerde zone" with associated costs.

	Material	Transport	Bouw
Verplaatsingskost	₣ 30/m	₣ 10/m	₣ 20/m
Boete verkeerde zone	₣ 20/sec	₣ 40/sec	₣ 20/sec

Additional dashboard elements include "Gebouw voortgang" with a 100% icon, "Orientation" and "Landscape" settings, and performance metrics at the bottom: "5.00 fps (1.67 fps processing) • 1920x1080".

THANKS!



Do you have any questions?

django@ballooninc.be

+32 471 13 16 86

www.ballooninc.be

CREDITS: This presentation template was created by **Slidesgo**, including icons by **Flaticon**, and infographics & images by **Freepik**.

Please keep this slide for attribution.